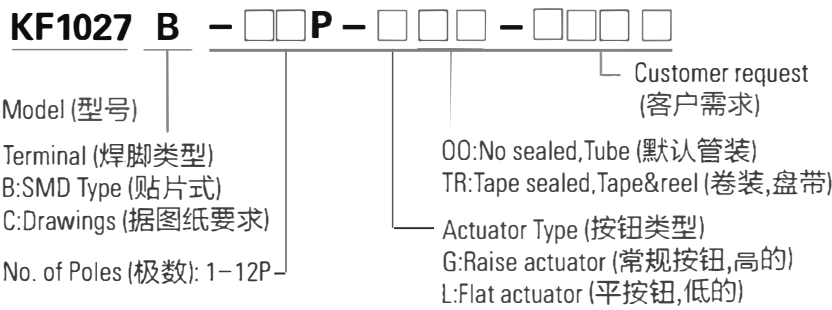

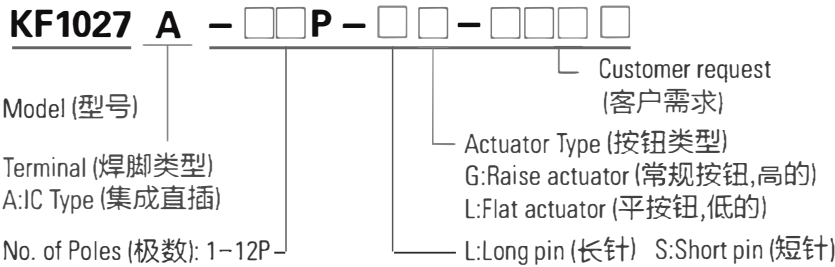


KF1027

How to order



SPECIFICATIONS 性能说明

Contact Rating 额定电流	
Switching 经常开关状态下	25mA, 24VDC
Non-Switching 不经常开关状态下	100mA, 50VDC
Contact Resistance 绝缘电阻	
Initial 初始值	50mΩ/Max
After Reliability Test 测试后	100mΩ/Max
Insulation Resistance 接触电阻	100MΩ/Min.at 500VDC
Dielectric Strength 耐电压	500VAC/1min
Operating Force 拨动力	1,000g/Max
Travel 拨动行程	0.9mm
Mechanical Life 机械寿命	5,000 cycles(Min.)
Electrical Life 电气寿命	2,000 cycles/25mA, 24VDC
Operating Temperature 使用温度	-20°C ~+70°C
Storage Temperature 储存温度	-40°C ~+85°C

MATERIALS 材质说明

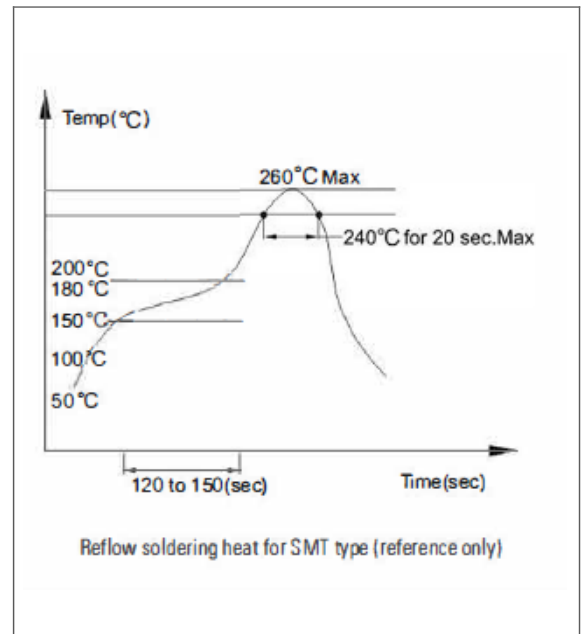
Cover 上盖	Thermoplastic UL94V-0 rate, Black 工程塑料,黑色
Base 底座	Thermoplastic UL94V-0 rate, Black 工程塑料,黑色
Actuator 推钮	Thermoplastic UL94V-0 rate, White 工程塑料,白色
Terminal Contact 导体	Phosphor bronze, Gold Plated 磷青铜镀金

SOLDERING INFORMATION

Keep all switch contacts in their "off" position for all operations.
 Hand Soldering
 Soldering iron 30W or under at 320°C for 3 sec.
 Reflow Soldering
 Reflow zone 240°C for 20 seconds. (attached drawing for reference)
 Wave Soldering
 Recommended Solder Temperature at 260°C Max. 5 seconds for IC type.

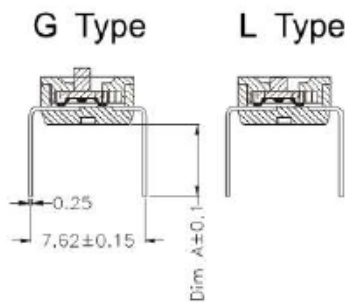
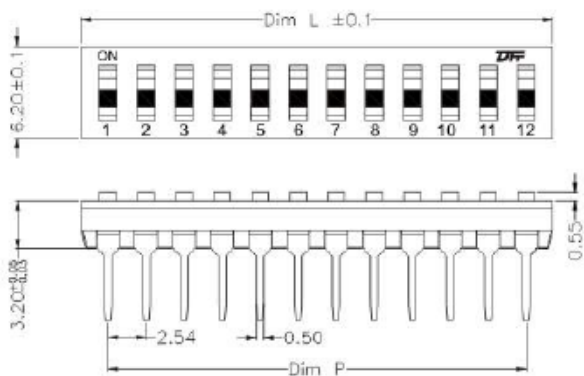
焊接说明

焊接前保持开关在“OFF”状态。
 手工焊
 使用30瓦烙铁控制温度在320°C，焊接时间最大3秒钟。
 回流焊
 高温区温度240°C，时间20秒(参照附图)。
 波峰焊
 焊锡温度260°C最大，5秒钟。





拨码开关/按钮 DIP SWITCH, TACT SWITCH & ZIF SOCKET

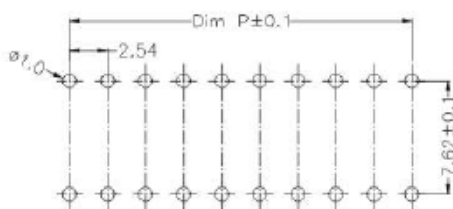


	S:Short pin	L:Long pin
Dim,A	3.5mm	4.7mm

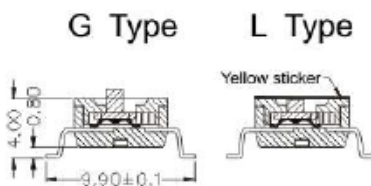
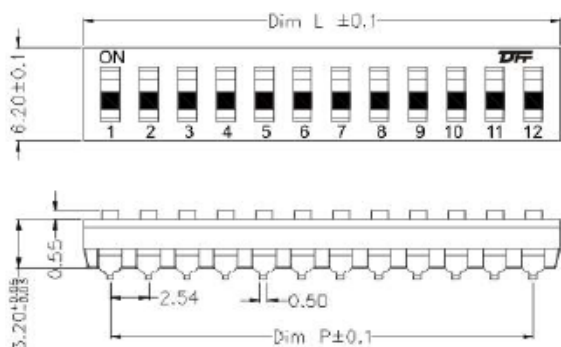
SCHEMATIC(TYP.)



Poles	Dim P(mm)	Dim L(mm)
1P	--	3.54
2P	2.54	6.08
3P	5.08	8.62
4P	7.62	11.16
5P	10.16	13.70
6P	12.70	16.24
7P	15.24	18.78
8P	17.78	21.32
9P	20.32	23.86
10P	22.86	26.40
11P	25.40	28.94
12P	27.94	31.46



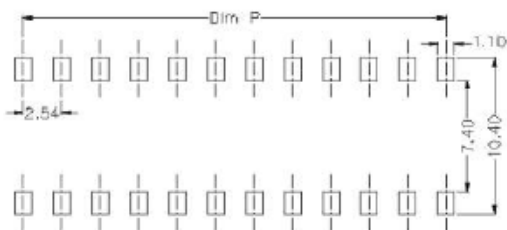
P. C. B. LAYOUT



SCHEMATIC(TYP.)



Poles	Dim P(mm)	Dim L(mm)
1P	--	3.54
2P	2.54	6.08
3P	5.08	8.62
4P	7.62	11.16
5P	10.16	13.70
6P	12.70	16.24
7P	15.24	18.78
8P	17.78	21.32
9P	20.32	23.86
10P	22.86	26.40
11P	25.40	28.94
12P	27.94	31.46



P. C. B. LAYOUT